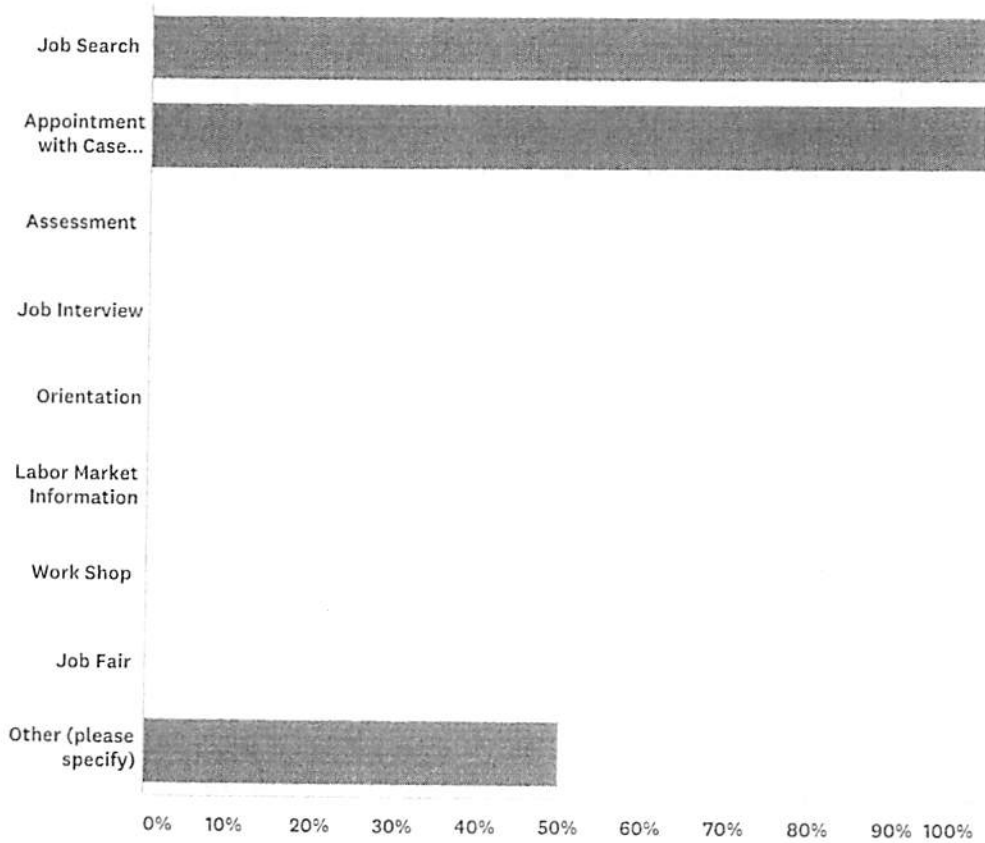


## Q1 What was the purpose of your visit to Virginia Career Works Lynchburg Center today? (Select all that apply)

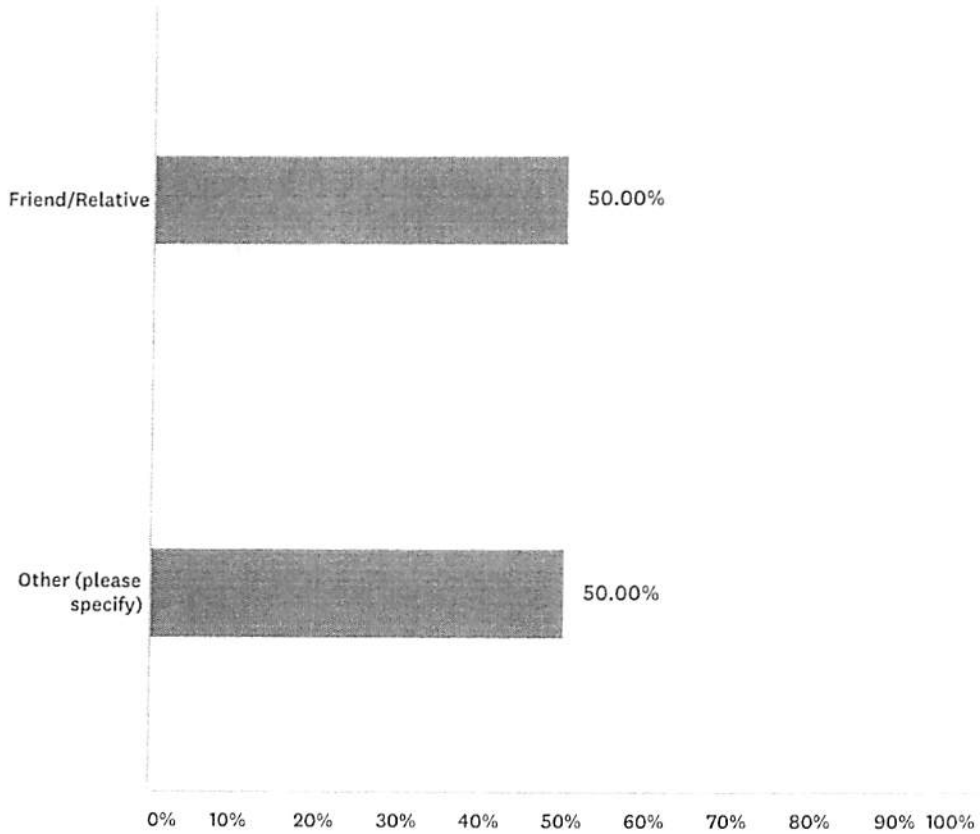
Answered: 2 Skipped: 0



ANSWER CHOICES	RESPONSES	
Job Search	100.00%	2
Appointment with Case Manager	100.00%	2
Assessment	0.00%	0
Job Interview	0.00%	0
Orientation	0.00%	0
Labor Market Information	0.00%	0
Work Shop	0.00%	0
Job Fair	0.00%	0
Other (please specify)	50.00%	1
Total Respondents: 2		

## Q2 How did you hear about Virginia Career Works Lynchburg Center?

Answered: 2 Skipped: 0



**ANSWER CHOICES**

Friend/Relative (6)  
 Other (please specify) (9)

TOTAL

**RESPONSES**

50.00%	1
50.00%	1
	2

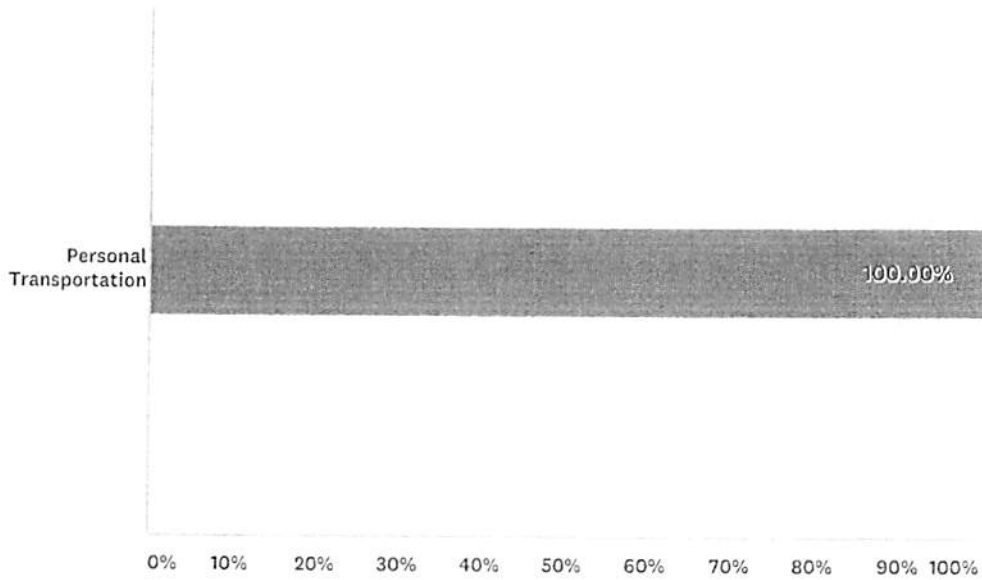
**BASIC STATISTICS**

Minimum 6.00	Maximum 9.00	Median 7.50	Mean 7.50	Standard Deviation 1.50
-----------------	-----------------	----------------	--------------	----------------------------

Virginia Career Works - Central Region Customer Survey

Q3 What mode of transportation do you typically use when visiting Virginia Career Works Lynchburg Center or going on job interviews?

Answered: 2 Skipped: 0



ANSWER CHOICES

Personal Transportation (1)

TOTAL

RESPONSES

100.00%

2

2

BASIC STATISTICS

Minimum  
1.00

Maximum  
1.00

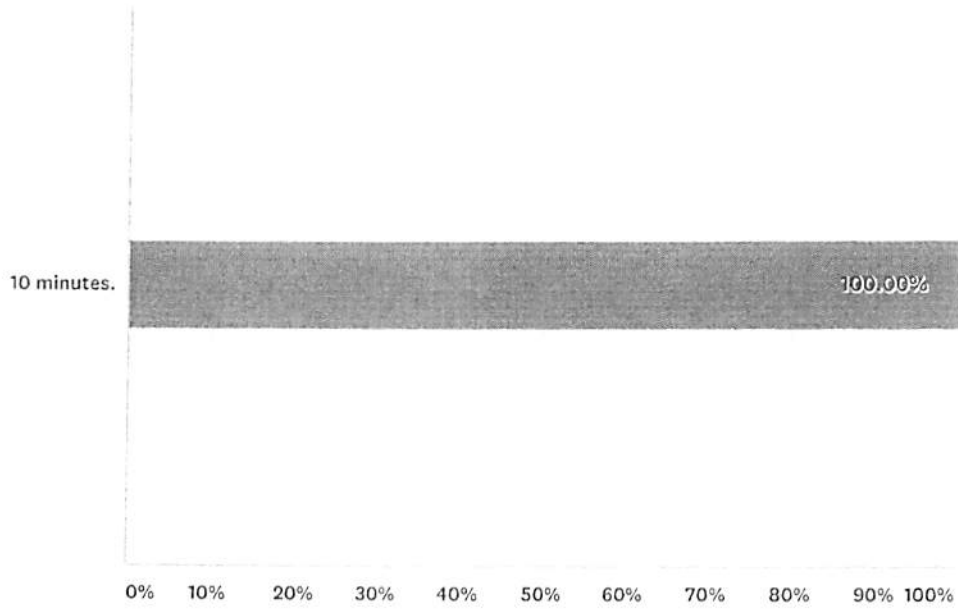
Median  
1.00

Mean  
1.00

Standard Deviation  
0.00

### Q4 While visiting the Lynchburg Center today, I waited in the lobby for...

Answered: 2 Skipped: 0



**ANSWER CHOICES**

10 minutes. (2)

TOTAL

**RESPONSES**

100.00%

2

2

**BASIC STATISTICS**

Minimum  
2.00

Maximum  
2.00

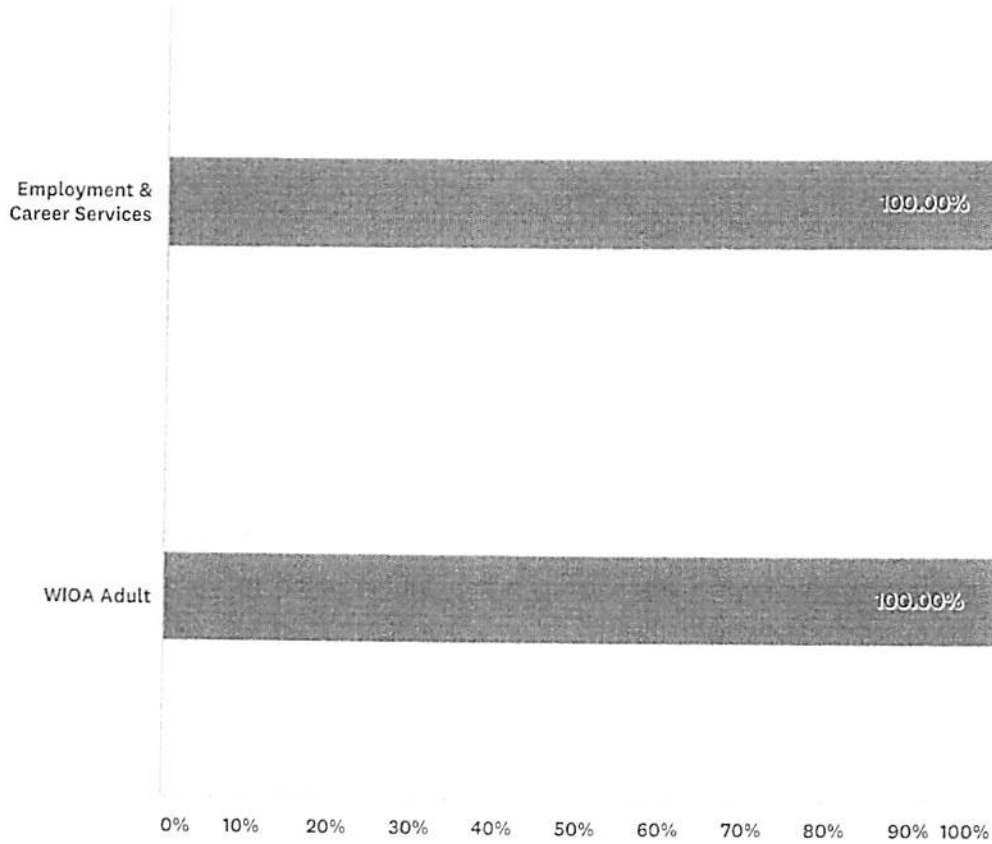
Median  
2.00

Mean  
2.00

Standard Deviation  
0.00

Q5 Please select the category of services you received today (check all that apply).

Answered: 1 Skipped: 1



ANSWER CHOICES

RESPONSES

Employment & Career Services (1)

100.00%

1

WIOA Adult (4)

100.00%

1

Total Respondents: 1

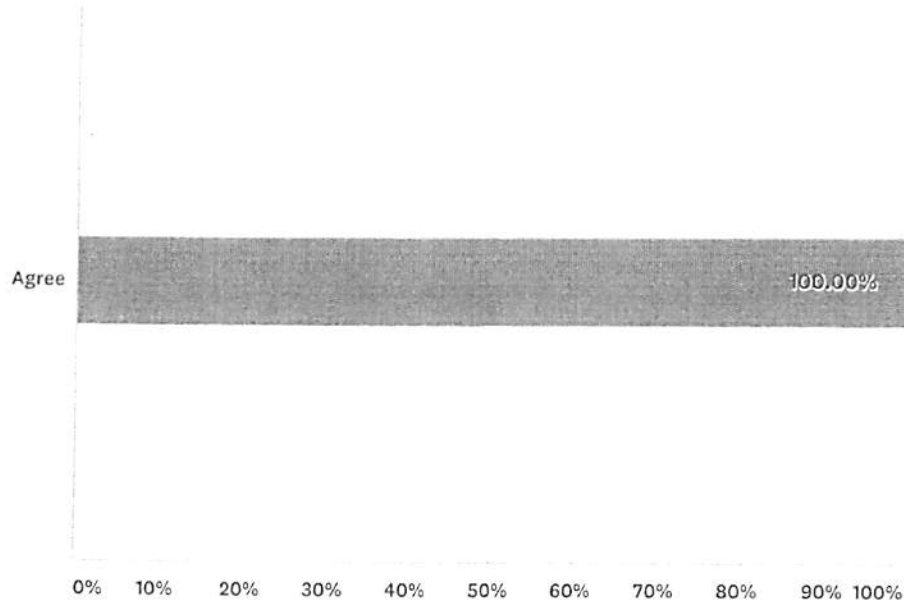
BASIC STATISTICS

Minimum	Maximum	Median	Mean	Standard Deviation
1.00	4.00	2.50	2.50	1.50

Virginia Career Works - Central Region Customer Survey

Q6 Did the staff member(s) assisting you today treat you with dignity and respect?

Answered: 2 Skipped: 0



ANSWER CHOICES

Agree (1)

TOTAL

RESPONSES

100.00%

2

2

BASIC STATISTICS

Minimum  
1.00

Maximum  
1.00

Median  
1.00

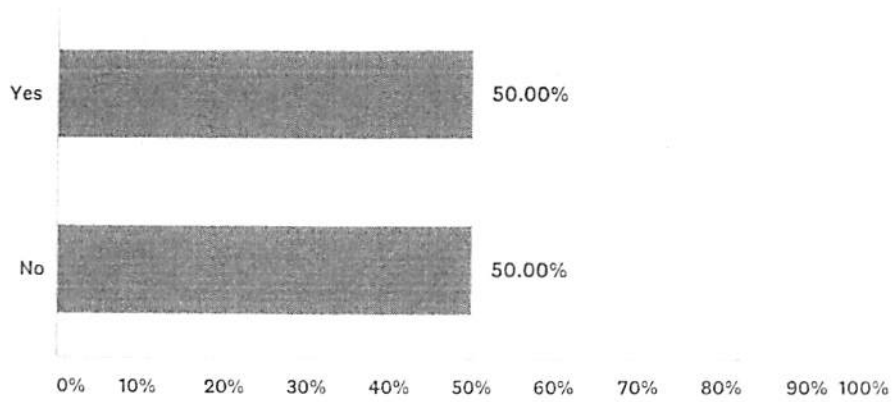
Mean  
1.00

Standard Deviation  
0.00

Virginia Career Works - Central Region Customer Survey

Q7 Were you offered information or services other than those you requested today? (Either verbally or provided written materials.)

Answered: 2 Skipped: 0



ANSWER CHOICES

Yes (1)

No (2)

TOTAL

RESPONSES

50.00%

50.00%

1

1

2

BASIC STATISTICS

Minimum  
1.00

Maximum  
2.00

Median  
1.50

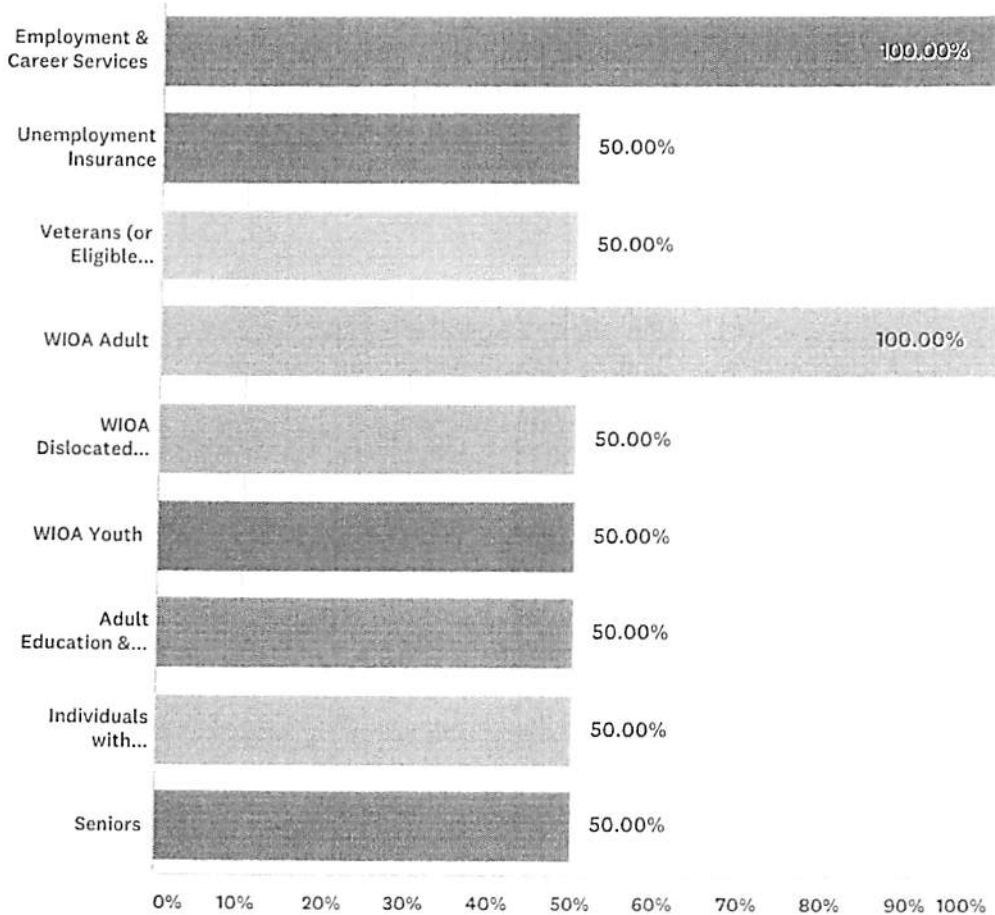
Mean  
1.50

Standard Deviation  
0.50

Virginia Career Works - Central Region Customer Survey

Q8 During my visit, I was made aware of the following workforce services/resources which may be available to assist me. (Select all that apply.)

Answered: 2 Skipped: 0



ANSWER CHOICES

RESPONSES

Employment & Career Services (1)	100.00%	2
Unemployment Insurance (2)	50.00%	1
Veterans (or Eligible Spouses) (3)	50.00%	1
WIOA Adult (4)	100.00%	2
WIOA Dislocated Worker (5)	50.00%	1
WIOA Youth (6)	50.00%	1
Adult Education & Literacy (7)	50.00%	1
Individuals with Disabilities (8)	50.00%	1
Seniors (9)	50.00%	1

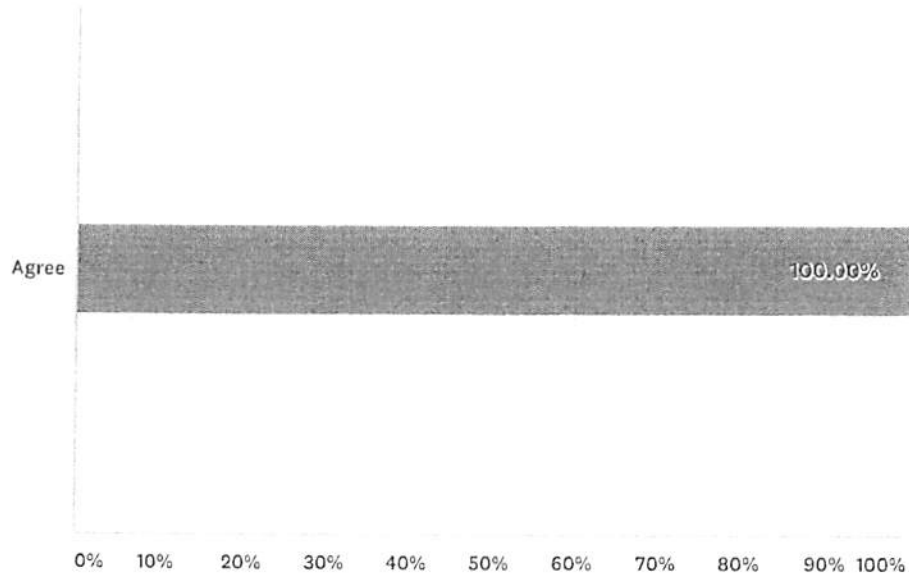
Total Respondents: 2



Virginia Career Works - Central Region Customer Survey

Q9 I had access to equipment and resources to complete an effective job search.

Answered: 2 Skipped: 0



**ANSWER CHOICES**

Agree (1)

TOTAL

**RESPONSES**

100.00%

2

2

**BASIC STATISTICS**

Minimum  
1.00

Maximum  
1.00

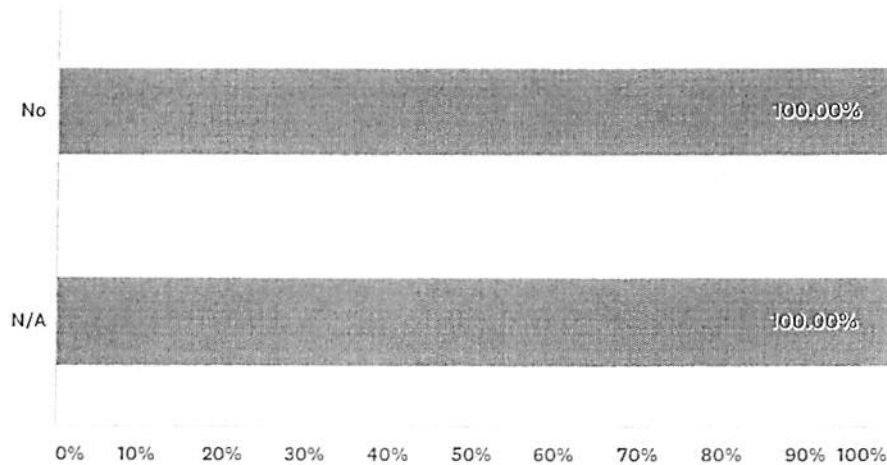
Median  
1.00

Mean  
1.00

Standard Deviation  
0.00

Q10 If you are an individual with a disability, was the Lynchburg Center easily accessible and did it have the resources and/or assistive technology you needed during your visit? If no, please explain.

Answered: 1 Skipped: 1



**ANSWER CHOICES**

No (2)

N/A (3)

Total Respondents: 1

**RESPONSES**

100.00%

1

100.00%

1

**BASIC STATISTICS**

Minimum  
2.00

Maximum  
3.00

Median  
2.50

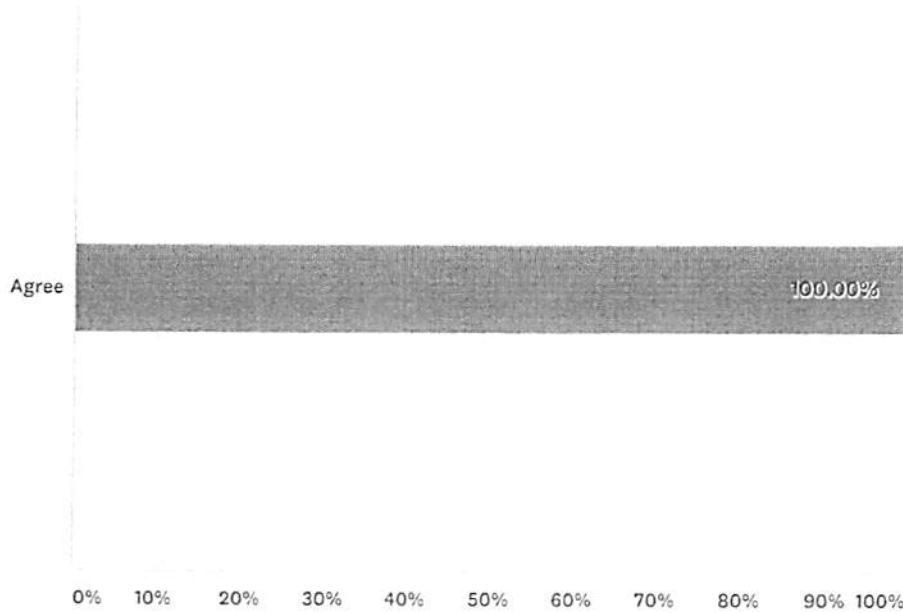
Mean  
2.50

Standard Deviation  
0.50

Virginia Career Works - Central Region Customer Survey

Q11 Staff was able to answer my questions and I have an action plan for what to do next.

Answered: 2 Skipped: 0



**ANSWER CHOICES**

Agree (1)

TOTAL

**RESPONSES**

100.00%

2

2

**BASIC STATISTICS**

Minimum  
1.00

Maximum  
1.00

Median  
1.00

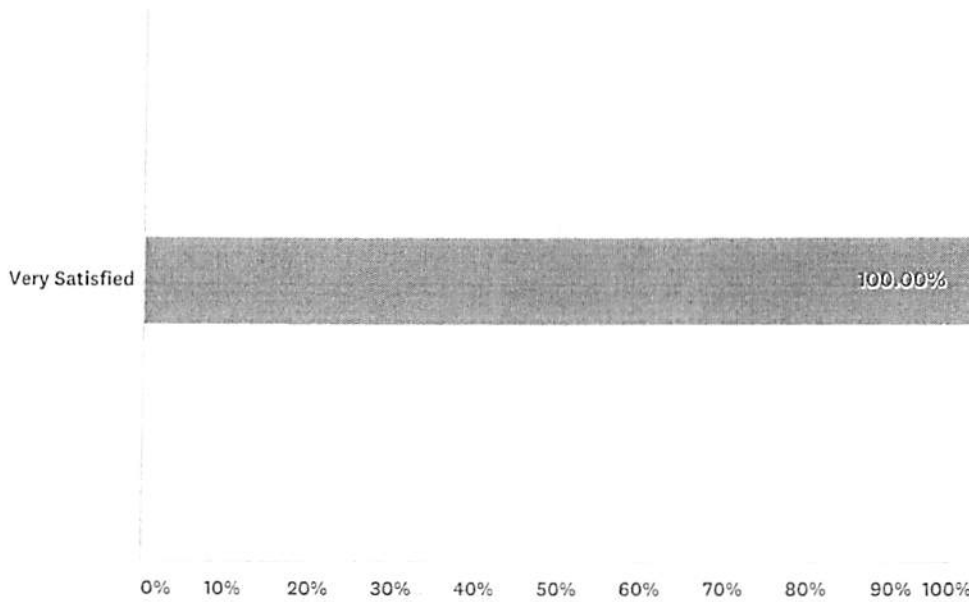
Mean  
1.00

Standard Deviation  
0.00

Virginia Career Works - Central Region Customer Survey

Q12 How satisfied were you with the assistance provided to you by the staff?

Answered: 2 Skipped: 0



ANSWER CHOICES

Very Satisfied (1)

TOTAL

RESPONSES

100.00%

2

2

BASIC STATISTICS

Minimum  
1.00

Maximum  
1.00

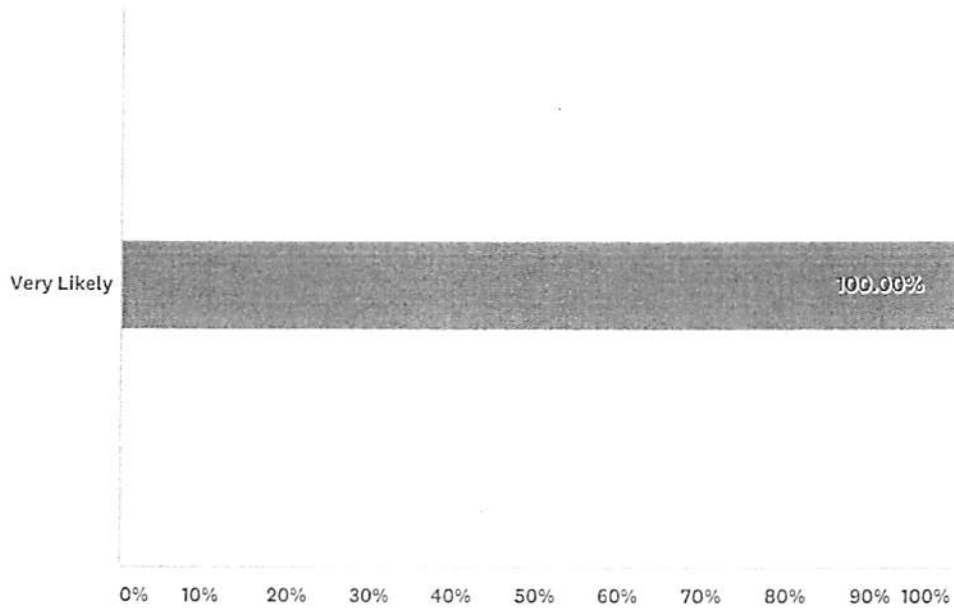
Median  
1.00

Mean  
1.00

Standard Deviation  
0.00

### Q13 How likely are you to recommend our services to others?

Answered: 2 Skipped: 0



**ANSWER CHOICES**

Very Likely (1)

TOTAL

**RESPONSES**

100.00%

2

2

**BASIC STATISTICS**

Minimum  
1.00

Maximum  
1.00

Median  
1.00

Mean  
1.00

Standard Deviation  
0.00

Virginia Career Works - Central Region Customer Survey

Q14 How can we improve our services?

Answered: 2 Skipped: 0

#	RESPONSES	DATE
1	They are great	9/18/2018 2:21 PM
2	????	9/12/2018 8:38 AM

Virginia Career Works - Central Region Customer Survey

Q15 If you would like to be contacted by a member of our staff please type your name and contact information below. Thank you!

Answered: 1 Skipped: 1

#	RESPONSES	DATE
1	????	9/12/2018 8:38 AM